

Volume

6

SHOWBUILDER REFERENCE GUIDE

Stage Research, Inc.

Reference Guide

STAGE RESEARCH, INC.

ShowBuilder Reference Guide

© Stage Research, Inc.
PO BOX 670557
Northfield, OH 44067
Phone 888-267-0859 • Fax 888-668-0751
www.StageResearch.com
info@stageresearch.com

Table of Contents

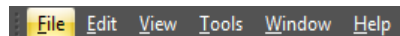
Introduction	1
SHOWBUILDER 6 Menu Structure – Overview.....	2
Main Menu	2
File Menu	2
View Menu	3
Libraries Menu	3
Window Menu	3
Help Menu	3
SHOWBUILDER 6 System Properties.....	4
System Properties – Preferences.....	4
System Properties – Folders	Error! Bookmark not defined.
System Properties – Tools.....	Error! Bookmark not defined.
System Properties – Optimization	Error! Bookmark not defined.
SHOWBUILDER 6 Production Properties Error! Bookmark not defined.	
Details	Error! Bookmark not defined.
Production Properties – Overview	Error! Bookmark not defined.
Production Properties – Production	Error! Bookmark not defined.
Production Properties – Layout	Error! Bookmark not defined.
Dock-able Windows	6
Toolbox	Error! Bookmark not defined.
Common Effects	Error! Bookmark not defined.
Extended Effects (SHOWBUILDER Deluxe)	Error! Bookmark not defined.
GO!	Error! Bookmark not defined.
Transport.....	Error! Bookmark not defined.
Active Matrix	Error! Bookmark not defined.
Command Interface	Error! Bookmark not defined.
Effect Library.....	Error! Bookmark not defined.
Help.....	Error! Bookmark not defined.

Introduction

This manual is a quick reference guide to features and options in SHOWBUILDER 6. The intent of this Reference Guide is to provide a brief description of the menu, property forms, windows, Effect Library and cue list. Refer to the [SHOWBUILDER 6 Users Guide](#) for operation and best practices including additional details of these items.

SHOWBUILDER 6 Menu Structure – Overview

SHOWBUILDER has a dynamic menu system displaying different options whether a production is loaded or not or whether that feature is available or not. For example, SHOWBUILDER will not enable the Save Production menu item if the production has not been modified. The following is a review of the Main Menu system of SHOWBUILDER.



Main Menu

File | **V**iew | **L**ibraries | **W**indow | **H**elp

Each main menu item when selected will display a submenu of related items. The main menu can be accessed by clicking on the menu item or by pressing and holding the ALT key while selecting the underlined menu item. For example, holding ALT and pressing F will open the File menu.

File Menu

Title	Hot Key	Description
New Production	CTRL+SHIFT+N	Create a blank new production
Open Production...		Prompts user for a name of a production to open
Save Production	CTRL+S	Save the current production
Close Production		Closes the production
System Properties...		Displays the properties of the physical computer system
Recent Productions		A sub menu displaying the most recently used productions
Exit		Shut down any production, close the production, exit SHOWBUILDER

View Menu

The view menu will display a list of the dock-able windows in ShowBuilder. They can be quickly hidden or shown by toggling the check mark on the menu item.

Dock-able windows are: Status, Help, Notes, Dates, Tasks, Budgets, Invoices, Repairs, and Payroll.

Libraries Menu

ShowBuilder uses libraries to store information that will be used repeatedly across all Productions.

Title	Hot Key	Description
Open Global Data		Use this to link a Master Data File to ShowBuilder. Once linked you will be able to access the Address Book and Equipment Catalog.
Address Book		The Address Book keeps contact information that you can select from for all Productions
Equipment Catalog		The Equipment Catalog contains information on equipment based on Discipline and sorted by Department and Manufacturer and Model. These items can be selected and used on any Production.

Window Menu

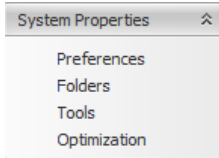
This menu will display all the productions that are open and any list can be activated by selecting them in this menu item.

Help Menu

Title	Hot Key	Description
How Do I...		Display the help system in a dock-able window
Users Guide		Display the Users' Guide in a PDF reader
Ordering Information		Display the webpage with information on SHOWBUILDER
Software Registration		Display the registration form
Upgrade Edition		Display the upgrade edition form
Home Page		Display the webpage of Stage Research
Technical Support		Display the technical webpage of Stage Research
Users Forum		Display the SHOWBUILDER_Users group on Yahoo!
Check for Updates		Checks for a new version of SHOWBUILDER on the download server

SHOWBUILDER 6 System Properties

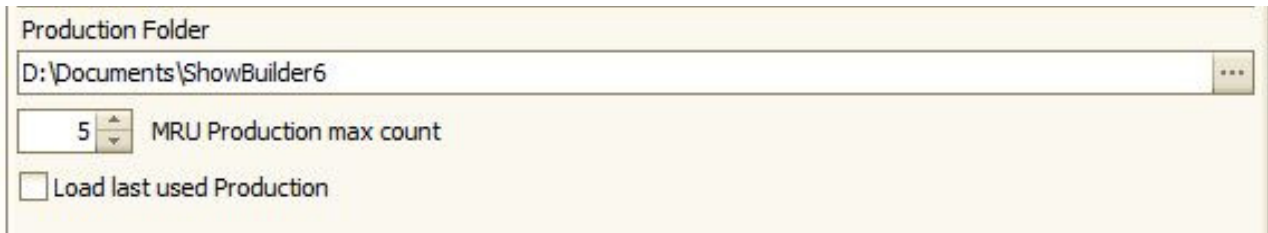
SHOWBUILDER System Properties are settings that are unique for the computer that SHOWBUILDER is running on. They are specific to the computer, saved in the registry, and thus do not move from computer to computer when a Production is transferred.



System Properties are accessible from the File | System Properties... menu item.

System Properties – Preferences

LOAD/SAVE

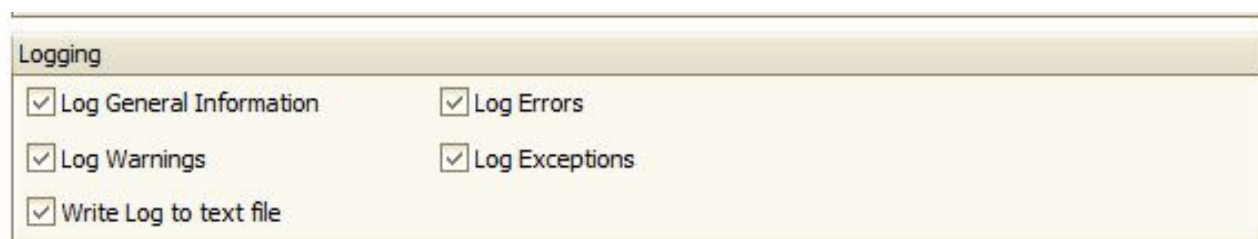


Load last used Production – if checked, on Startup of SHOWBUILDER, the most recently used production will load automatically.

Production Folder – sets the default folder for loading and saving productions.

MRU Production max count – the number of Most Recently Used files to be displayed in the File | Recent Productions menu.

LOGGING



SHOWBUILDER has an advanced logging engine capable of monitoring numerous different log messages. Some messages are informative and provide information on the sound card, telnet ports, serial ports, and other basic settings. Some messages are warnings or errors regarding missing files or failed communications. In the rare case that SHOWBUILDER throws an exception, it traps the message and creates a log report. This report can be emailed to support@stageresearch.com and contains enough information to quickly determine the problem.

Write Log to text file – if checked, SHOWBUILDER will generate a log file in the same folder that that SHOWBUILDER.EXE file is located and will be named SHOWBUILDERv6_Log.txt.

Exceptions Logs will always be generated whether the Write Log to text file option is checked or not. It is also stored in the same folder that SHOWBUILDER.EXE is located in and will be called SHOWBUILDER6.exe.UnhandledExceptionLog.txt and SHOWBUILDER6.exe.UnhandledExceptionLog.png. These files contain the exact exception and a screen shot.

Dock-able Windows

The SHOWBUILDER GUI has one window that can be docked inside the main window, hidden, or standalone either inside or outside the main window. Following is a brief description of that window with more information in the [SHOWBUILDER 6 Users Guide](#).

Notes, Tasks, Dates, Budgets, Payroll, Invoices, and Repairs

These items are tabbed items that can be turned on or off as a single dock-able window. By default they are turned off. When turned on, each tab shows information filtered to the selected Discipline. If you have selected Production Information then these tabs will show information for all Disciplines in the show.